



PERGOLA BIOCLIMATICA ADDOSSATA

GA802118-DGRE (3x4m)
GA802118-BIAN (3x4m)

GA802119-DGRE (4x4m)
GA802119-BIAN (4x4m)

Posizionata addossata alla parete, questa pergola potrà ospitare un tavolo da pranzo o un salotto da giardino consentendo di sfruttare al meglio gli spazi outdoor.
Il suo sistema di lamelle orientabili manualmente tramite manovella permette di godere del sole, regolando illuminazione e ventilazione in modo indipendente in due sezioni, con apertura fino a 90°. Dotata di una leggera inclinazione, facilita il drenaggio dell'acqua, migliorando l'uso degli spazi outdoor e garantendo comfort e versatilità.

Accessori a pagina 65-74

WALL-MOUNTED BIOCLIMATIC PERGOLA

GA802118-DGRE (3x4m)
GA802118-BIAN (3x4m)

GA802119-DGRE (4x4m)
GA802119-BIAN (4x4m)

Positioned against the wall, this pergola can accommodate a dining table or a garden lounge, allowing for the optimal use of outdoor spaces.
Its system of manually adjustable slats via a crank allows for the enjoyment of the sun, regulating lighting and ventilation independently in two sections, with an opening up to 90 degrees.
Equipped with a slight inclination, it facilitates water drainage, improving the use of outdoor spaces and ensuring comfort and versatility.

Accessories on page 65-74



Sistema di deflusso dell'acqua
Outflow system of integrated water





GA802119-DGRE
GA802119-BIAN
PERGOLA BIOCLIMATICA ADDOSSATA CON DOPPIA LAMELLA
4x4

Struttura in alluminio,
copertura a lamelle frangisole orientabili a movimentazione manuale.
Doppia lamella.
Resistente alle intemperie.

GA802119-DGRE
GA802119-BIAN
BIOCLIMATIC PERGOLA WALL-MOUNTED WITH DOUBLE SUNSHADE SLAT
4x4

Aluminum structure with adjustable sun-shading louvre cover, manually operated.
Doublesunshade slat.
Weather-resistant.

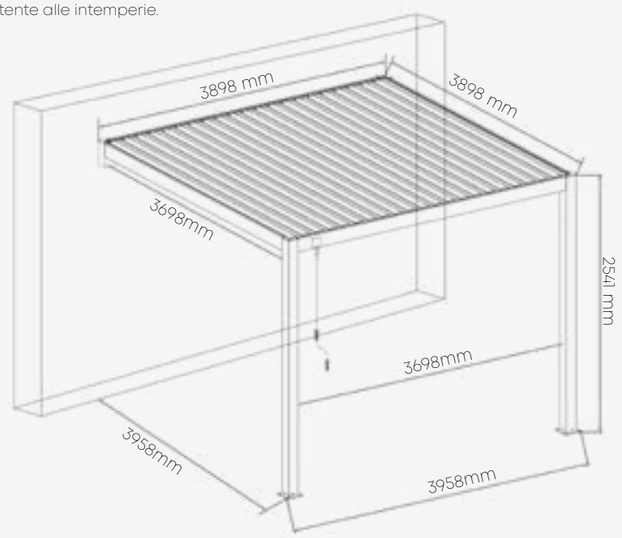

DGRE
grigio scuro
dark grey

BIAN
bianco
white

Nuovo tetto flat, piatto
che consente l'abbinamento con tutti i nostri accessori
Pag. 65-74

New flat roof
compatible with all our accessories
Pag. 65-74



Doppia lamella frangisole a movimentazione manuale
Manually operated double sunshade slat.

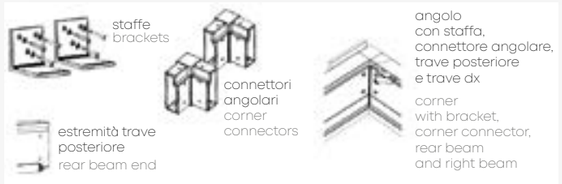

MODALITÀ DI FISSAGGIO AL MURO:

1. Fissare le due staffe al muro.

2. Fissare i due connettori angolari alle due estremità della trave posteriore.

3. Fissare la trave con i due connettori angolari alle staffe.

WALL FIXING METHOD:

1. Attach the two brackets to the wall.

2. Attach the two corner connectors to the two ends of the rear beam.

3. Secure the beam with the two corner connectors to the brackets.

	disegni drawings	spessore thickness	dimensioni dimensions
pali verticali standing pole	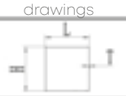	1,3 mm	120X120 mm
travi perimetrali perimeter beams		1,5 mm	155X82 mm
lamelle sunshade slats		1,1 mm	145X30 mm

Dimensioni totali:
mm 3958 x 3958 x 2541 h

Pali portanti:
mm 120 x 120
spessore alluminio: mm 1,6

Travi perimetrali:
mm 155x82
spessore alluminio: mm 1,5mm

Lamelle frangisole: mm 145x30
spessore alluminio: mm 1,1

Total dimensions:
mm 3958 x 3958 x 2541 h

Column :
mm 100 x 100 x 2300 h
aluminum thickness: mm 1,6

Perimeter beams:
mm 155x82
aluminum thickness: mm 1,5mm

Louver-slat: mm 145x30
aluminum thickness: mm 1,1

GA802118-DGRE
GA802118-BIAN
PERGOLA BIOCLIMATICA ADDOSSATA
3x4

Struttura in alluminio,
copertura a lamelle frangisole orientabili a movimentazione manuale.
Resistente alle intemperie.

GA802118-DGRE
GA802118-BIAN
BIOCLIMATIC PERGOLA WALL-MOUNTED
3x4

Aluminum structure with adjustable sun-shading louvre cover, manually operated.
Weather-resistant.

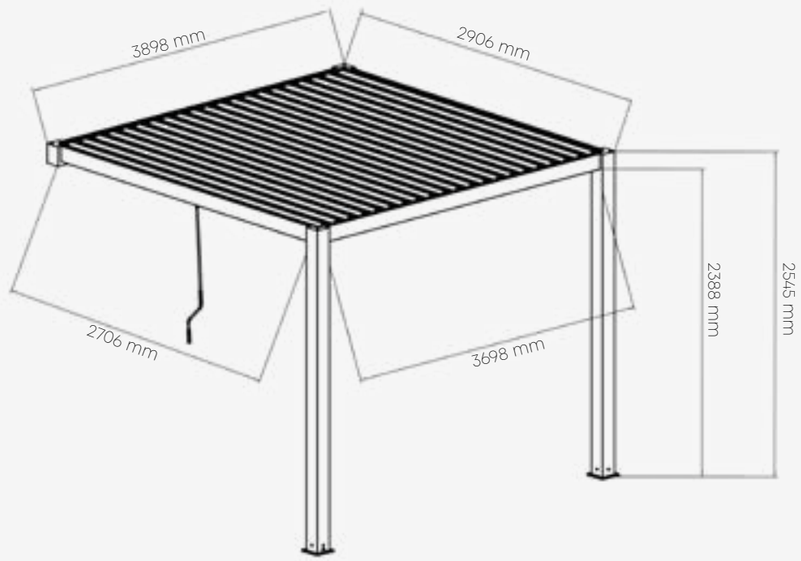

DGRE
grigio scuro
dark grey

BIAN
bianco
white

Nuovo tetto flat, piatto
che consente l'abbinamento con tutti i nostri accessori
Pag. 65-74

New flat roof
compatible with all our accessories
Pag. 65-74



Sistema di deflusso dell'acqua
Outflow system of integrated water

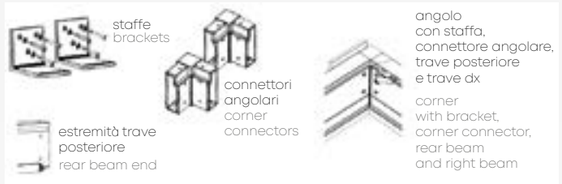

MODALITÀ DI FISSAGGIO AL MURO:

1. Fissare le due staffe al muro.

2. Fissare i due connettori angolari alle due estremità della trave posteriore.

3. Fissare la trave con i due connettori angolari alle staffe.

WALL FIXING METHOD:

1. Attach the two brackets to the wall.

2. Attach the two corner connectors to the two ends of the rear beam.

3. Secure the beam with the two corner connectors to the brackets.

	disegni drawings	spessore thickness	dimensioni dimensions
pali verticali standing pole	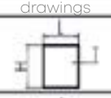	1,3 mm	100x100 mm
travi perimetrali perimeter beams	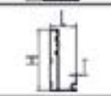	1,5 mm	155x82 mm
lamelle sunshade slats	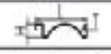	1,1 mm	145x30 mm
Basi di ancoraggio perimeter beams	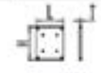	8 mm	160x160 mm

Dimensioni totali:
mm 3898 x 2906 x 2545 h

Pali portanti:
mm 100 x 100
spessore alluminio: mm 1,3

Basi di ancoraggio: mm 160 x 160
spessore alluminio: mm 8

Travi perimetrali:
mm 155x82
spessore alluminio: mm 1,5mm

Lamelle frangisole: mm 145x30
spessore alluminio: mm 1,1

Total dimensions:
mm 3898 x 2906 x 2545 h

Column :
mm 100 x 100
aluminum thickness: mm 1,3

Bottom plate: mm 160 x 160
aluminum thickness: mm 8

Perimeter beams:
mm 155x82
aluminum thickness: mm 1,5mm

Louver-slat: mm 145x30
aluminum thickness: mm 1,1